

Aftercare Instructions

AFTERCARE INSTRUCTIONS

DAYS 1-7

Apply a thin layer of ointment to the area
2 to 3 times daily

DAYS 1-7

Using your fingertips, gently cleanse the area
with mild soap and water twice daily—once in
the morning and once at night.

DAYS 7-14

Fragrance-free lotion may be used

Tips

TIPS

Blot brows first couple of hours
with tissue gently


Use a clean pillowcase

Do not use a washcloth or anything abrasive
on your tattoo

Do not pick or scratch your tattoo

Avoid direct sunlight and tanning beds
for 2 weeks


Avoid hot tubs, public pools, and the ocean
during the healing process




Thank You!
THANK YOU!



Scan to visit
bylaurelle.com

 (661) 312-6139

 laurelle@bylaurelle.com

 Renovaré Salon
28200 Bouquet Canyon Rd.
Santa Clarita, CA 91350